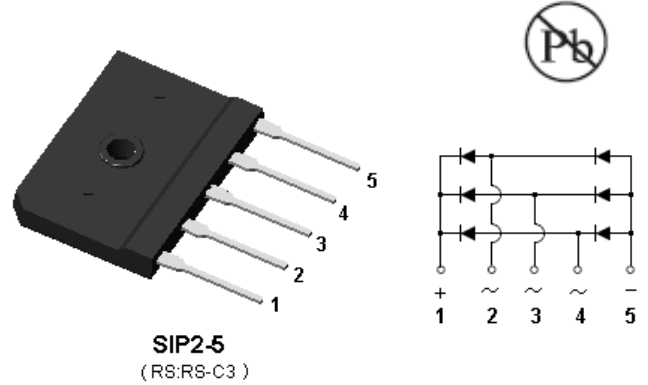


CURRENT 35 Ampere
 VOLTAGE RANG 800 to 1600 Volts

3SRB3508 THRU 3SRB3516

Features

- This series is SGS listed under the Recognized Component Index, file number SZXEC1902259902
- Ideal for printed circuit board
- Glass passivated chip junction
- Low forward voltage drop
- Low leakage current
- High forward surge capability
- 2500V Isolation ratings
- High temperature soldering: 260°C/10 seconds at terminals
- Component in accordance to RoHS 2002/95/1 and WEEE 2002/96/EC



Mechanical Date

- **Case:** SIP2-5 (RS-C3) Molded plastic over glass passivated chip
- **Terminals:** Solder plated, solderable per J-STD-002 and JESD22-B102D
- **Polarity:** Polarity symbols marked on body

Major Ratings and Characteristics

$I_{F(AV)}$	35A
V_{RRM}	800V to 1600V
I_{FSM}	400 A
I_R	10μA
V_F	1.3V
$T_{j\ max.}$	150°C

Maximum Ratings & Thermal Characteristics ($T_A = 25^\circ\text{C}$ unless otherwise noted)

Items	Symbol	3SRB3508	3SRB3510	3SRB3512	3SRB3516	UNIT
Maximum repetitive peak reverse voltage	V_{RRM}	800	1000	1200	1600	V
Maximum RMS voltage	V_{RMS}	560	700	840	1120	V
Maximum DC blocking voltage	V_{DC}	800	1000	1200	1600	V
Maximum average forward rectified current at $T_c=100^\circ\text{C}$ (With heatsink)	$I_{F(AV)}$	35				A
Peak forward surge current 8.3 ms single half sine-wave superimposed on rated load (JEDEC Method)	I_{FSM}	400				A
I^2t Rating for Fusing ($t<8.3\text{ms}$)	I^2t	664				A^2s
Isolation Breakdown Voltage(R.M.S) @a.c.50HZ;r.m.s.;1min	V_{isol}	2500				V
Thermal resistance junction to case per leg ⁽¹⁾	$R_{\theta JC}$	0.96				$^\circ\text{C}/\text{W}$
Operating junction and storage temperature range	T_J, T_{STG}	-55 to +150				$^\circ\text{C}$

Note 1: With heatsink, Thermal resistance test is according to JESD 282b.

Electrical Characteristics for Rectifier ($T_A = 25^\circ\text{C}$ unless otherwise noted)

Items	Test conditions	Symbol	Min	Type	Max	UNIT
Instantaneous forward voltage per leg	$I_F=17.5\text{A}^{(2)}$	V_F	-	1.00	1.30	V
Reverse current per leg	$V_R=V_{DC}$ $T_J=25^\circ\text{C}$ $T_J=125^\circ\text{C}$	I_R	-	-	10 500	μA

Note2: Pulse test:300 μs pulse width,1% duty crcle.

CURRENT 35 Ampere
 VOLTAGE RANG 800 to 1600 Volts

3SRB3508 THRU 3SRB3516

Rating and Characteristic Curves (TA=25°C Unless otherwise noted)

Fig.1 Forward Current Derating Curve

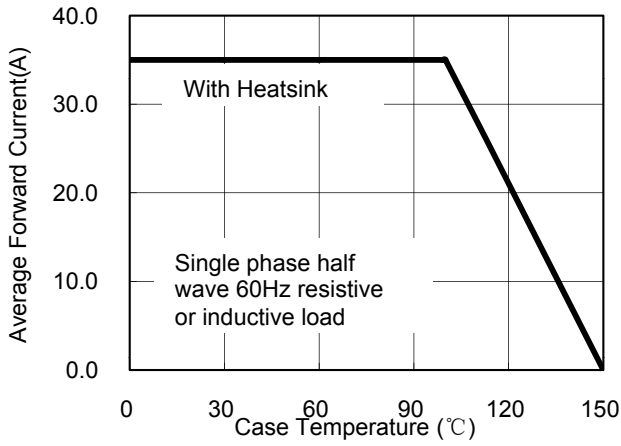


Fig.2 Maximum Non-Repetitive Peak Forward Surge Current

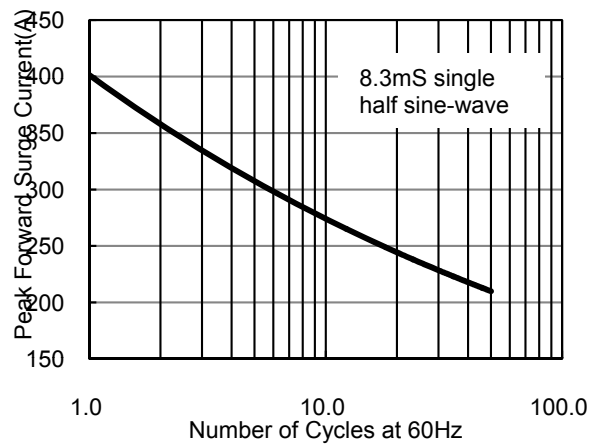


Fig.3 Typical Instantaneous Forward Characteristics

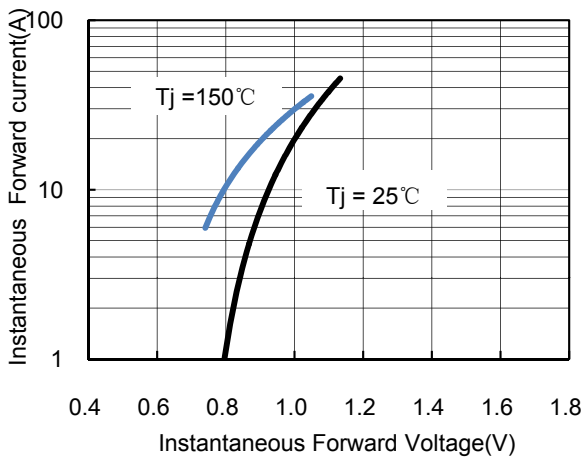
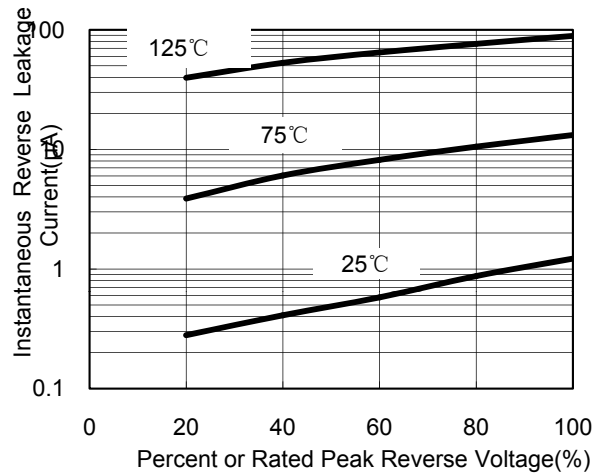


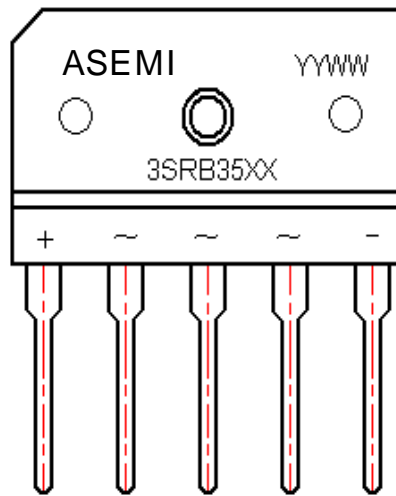
Fig.4 Typical Reverse Leakage Characteristics



CURRENT 35 Ampere
 VOLTAGE RANG 800 to 1600 Volts

3SRB3508 THRU 3SRB3516

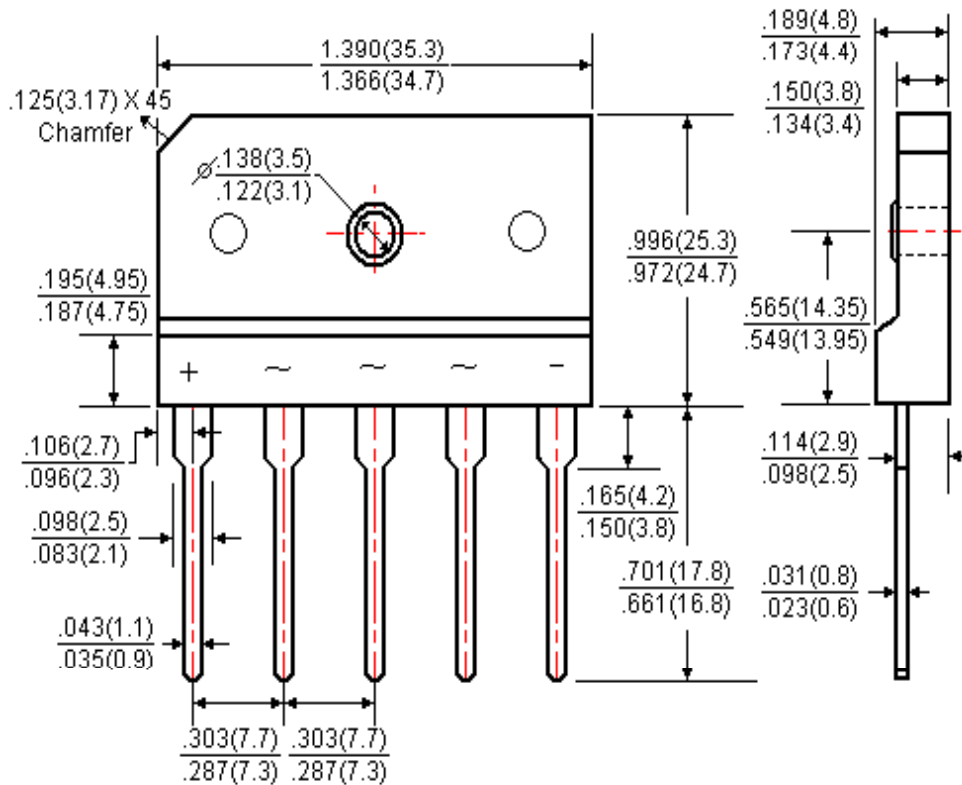
Marking



ASEMI = Trademark
 YYWW = Year And Week When
 does it product
 3SRB35XX = Marking Code
 XX = 08, 10, 12, 16

Package Outline

SIP2-5
 (RS:RS-C3)



Dimensions in inches and (millimeters)